TOTAL FLOOR AREA

NAME	AREA	SQS
GROUND FLOOR	156.2 m²	16.8
GARAGE	38.3 m²	4.1
PORCH	9.5 m²	1.0
ALFRESCO	33.1 m²	3.6
FIRST FLOOR	153.4 m²	16.5
BALCONY	8.5 m²	0.9
TOTAL FLOOR AREA & SQS	399.0 m²	42.9

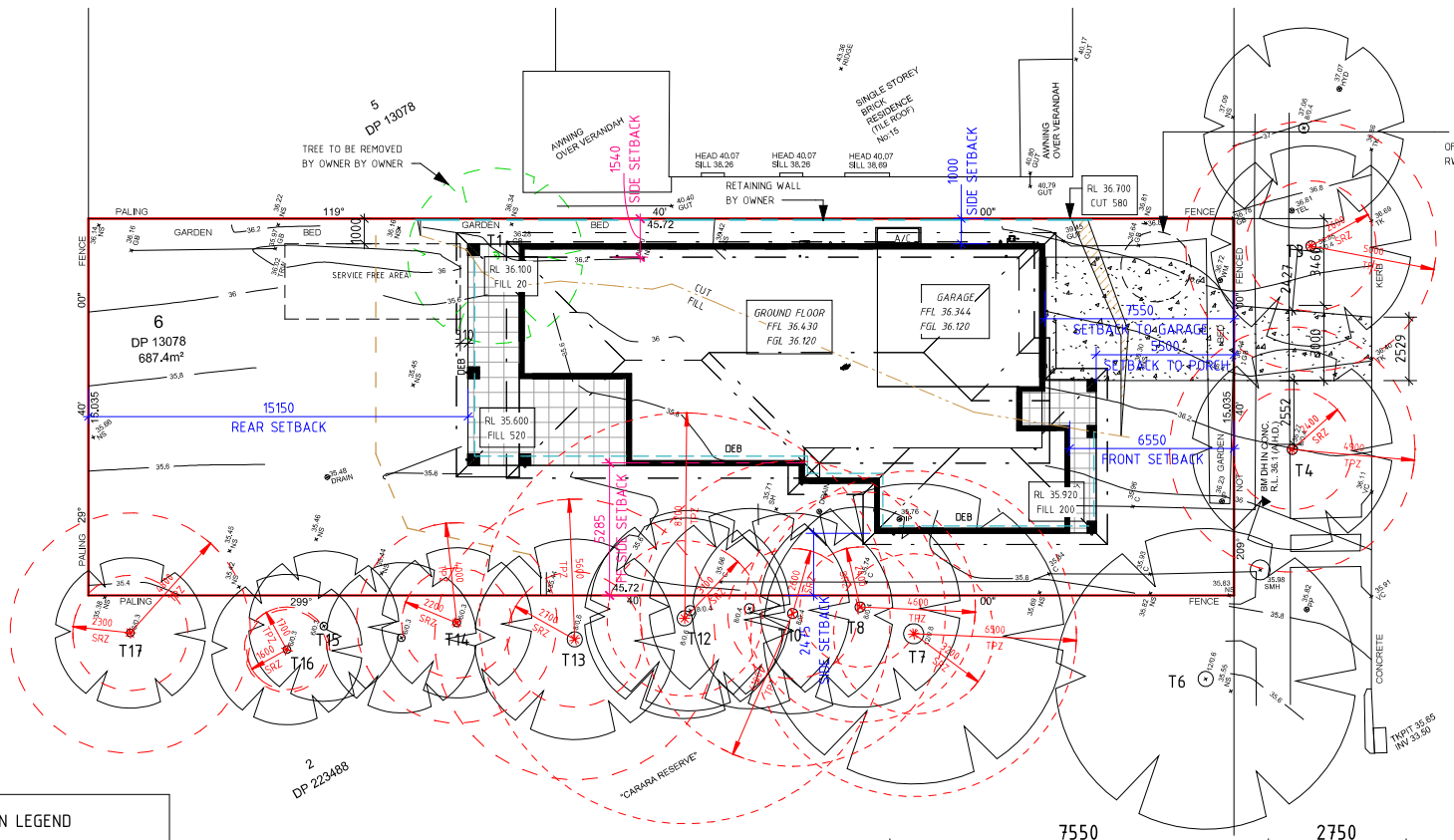

REFER TO HYDRAULICS ENGINEERS PLAN FOR FULL DETAILS.
SITE PLANS TO BE CROSS REFERENCED WITH HYDRAULIC PLANS. ANY DISCREPENCIES ARE TO BE VERIFIED BEFORE PROCEEDING.

SITE PLAN LEGEND

	DENOTES BATTER REGION
	DENOTES LINE OF BATTER TO CUT OR FILL
	DENOTES RETAINING WALL
	DENOTES DROPPED EDGE BEAM
	DENOTES GROUND FLOOR FOOTPRINT
	DENOTES FIRST FLOOR FOOTPRINT
	DENOTES EXISTING TREES
	DENOTES TREES TO BE DEMOLISHED

TPZ ENCROACHMENT

TREE No.	PERMISSABLE	PROVIDED	COMPLIES Y/N
3	10% OR 8.0sqm	17.9% OR 14.3sqm	N
4	10% OR 7.6sqm	15.5% OR 11.8sqm	N
7	10% OR 13.2sqm	9.6% OR 12.69sqm	Y
8	10% OR 6.5sqm	2.3% OR 3.13sqm	Y
10	10% OR 11.8sqm	1.7% OR 2.0sqm	Y
12	10% OR 20.9sqm	9.8% OR 20.5sqm	Y

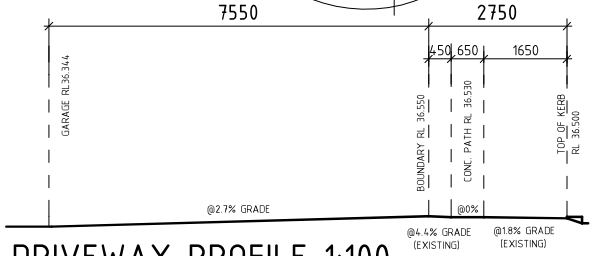

DRIVEWAY PROFILE 1:100

ATRIA DESIGNS

PERMIT PLAN

PROJECT

SHEET CONTENT: SITE PLAN

HOUSE TYPE: CUSTOM

PROPERTY ADDRESS: LOT 6, N°17 FALCONER STREET, WEST RYDE

CLIENT: MR & MRS NEAL

SIGN OFF

CLIENT

I / WE.....

.....

CONFIRM THESE DRAWINGS ACCORD WITH OUR REQUIREMENTS AND AUTHORISE THEIR USE FOR NEXT STAGE PURPOSES

SIGNED..... DATE.....

SIGNED..... DATE.....

GENERAL NOTES:

* THE CONTRACTOR IS RESPONSIBLE FOR SETTING OUT AND CHECKING ALL LEVELS AND DIMENSIONS ON SITE PRIOR TO COMMENCING ANY SITE WORKS

*FIGURED DIMENSIONS ARE TO TAKE PREFERENCE OVER SCALE

*UNLESS OTHERWISE DIMENSIONED ALL STUD WALLS ARE 90mm THICK AND ALL BRICK VENEER WALLS ARE 250mm THICK

*DIMENSIONS TO STRUCTURAL TIMBERS & FACE OF BRICKS EXCLUDING BATTENS, PLASTERBOARD ETC.

*REFER TO ENGINEERS DETAILS FOR STRUCTURAL MEMBERS

ANSA homes
Just the way YOU like it
T (02) 4648 2233
M GPO Box 1028, Narellan NSW 2567
E office@ansahomes.com.au
W www.ansahomes.com.au
A 84 162 606 178

COPYRIGHT OF THE DESIGN AND ANY OTHER INFORMATION SHOWN HEREIN IS OWNED BY ANSA HOMES. REPRODUCTION OR USE OF THE DESIGN BY ANY PARTY FOR ANY PURPOSE IS EXPRESSLY FORBIDDEN WITHOUT THE WRITTEN PERMISSION OF ANSA HOMES.

NORTH

SCALE:	AS SHOWN
DATE:	14-06-22
DRAWN:	JC
PAGE SIZE:	A3

SHEET NUMBER: 2/21

ATRIA JOB NUMBER: J1770

ANSA JOB NUMBER: 2133

REVISIONS

REV	DATE	REVISION DESCRIPTION	DRAWN BY
D	15-09-22	AMEND PRELIM PERMIT	KC
E	30-09-22	PERMIT PLAN	KC
F	14-11-22	AMEND PERMIT PLAN	KC

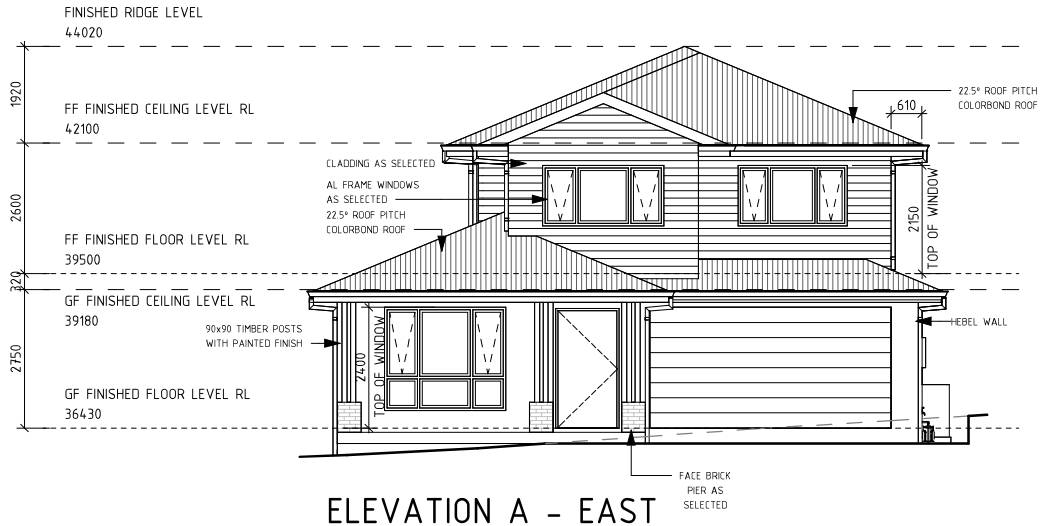

ELEVATION A - EAST

1:100

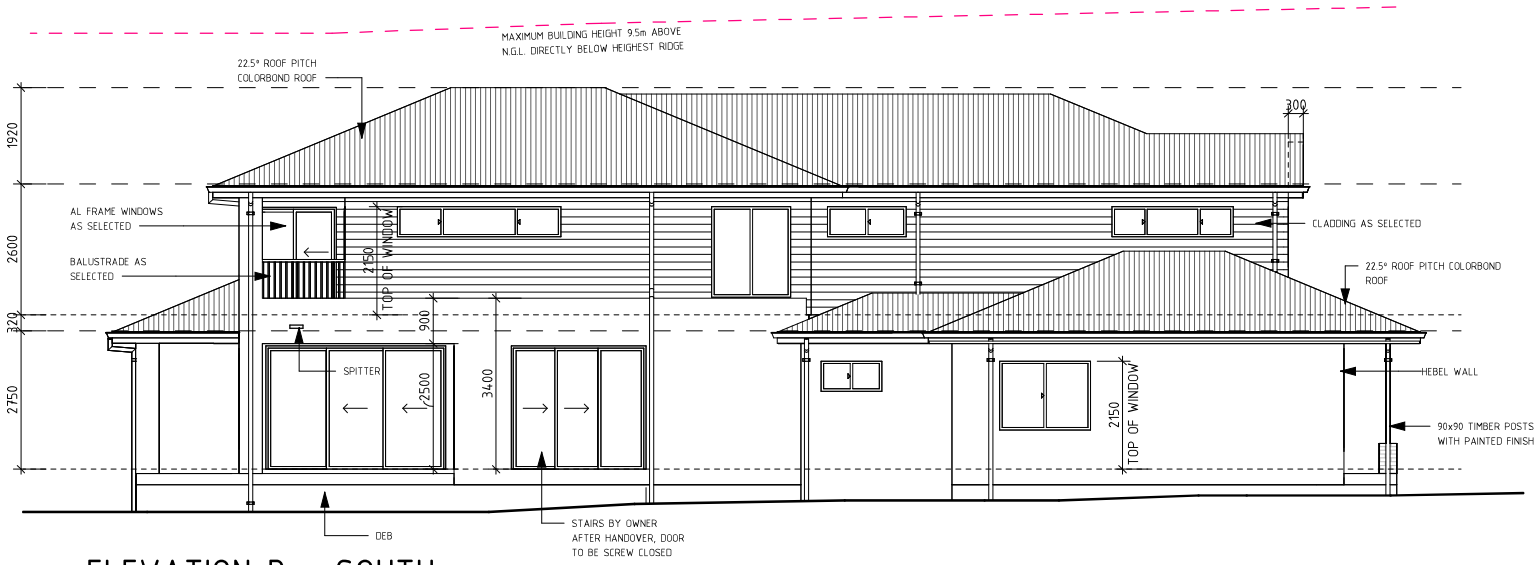

ELEVATION B - SOUTH

1:100

ATRIA DESIGNS

PERMIT PLAN

PROJECT

SHEET CONTENT: ELEVATION

HOUSE TYPE: CUSTOM

PROPERTY ADDRESS: LOT 6, N°17 FALCONER STREET, WEST RYDE

CLIENT: MR & MRS NEAL

SIGN OFF

CLIENT

I / WE.....

.....

CONFIRM THESE DRAWINGS ACCORD WITH OUR REQUIREMENTS AND AUTHORISE THEIR USE FOR NEXT STAGE PURPOSES

SIGNED..... DATE.....

SIGNED..... DATE.....

GENERAL NOTES:

* THE CONTRACTOR IS RESPONSIBLE FOR SETTING OUT AND CHECKING ALL LEVELS AND DIMENSIONS ON SITE PRIOR TO COMMENCING ANY SITE WORKS

*FIGURED DIMENSIONS ARE TO TAKE PREFERENCE OVER SCALE

*UNLESS OTHERWISE DIMENSIONED ALL STUD WALLS ARE 90mm THICK AND ALL BRICK VENEER WALLS ARE 250mm THICK

*DIMENSIONS TO STRUCTURAL TIMBERS & FACE OF BRICKS EXCLUDING BATTENS, PLASTERBOARD ETC.

*REFER TO ENGINEERS DETAILS FOR STRUCTURAL MEMBERS

ANSA homes
Just the way YOU like it.
T (02) 4648 2233
M GPO Box 1028, Narellan NSW 2567
E office@ansahomes.com.au
W www.ansahomes.com.au
A 84 152 606 178

COPYRIGHT OF THE DESIGN AND ANY OTHER INFORMATION SHOWN HEREIN OWNED BY ANSA HOMES. REPRODUCTION OR USE OF THE DESIGN BY ANY PARTY FOR ANY PURPOSE IS EXPRESSLY FORBIDDEN WITHOUT THE WRITTEN PERMISSION OF ANSA HOMES.

NORTH

SCALE:	AS SHOWN
DATE:	14-06-22
DRAWN:	JC
PAGE SIZE:	A3

SHEET NUMBER: 7/21

ATRIA JOB NUMBER: J1770

ANSA JOB NUMBER: 2133

REVISIONS

REV	DATE	REVISION DESCRIPTION	DRAWN BY
D	15-09-22	AMEND PRELIM PERMIT	KC
E	30-09-22	PERMIT PLAN	KC
F	14-11-22	AMEND PERMIT PLAN	KC

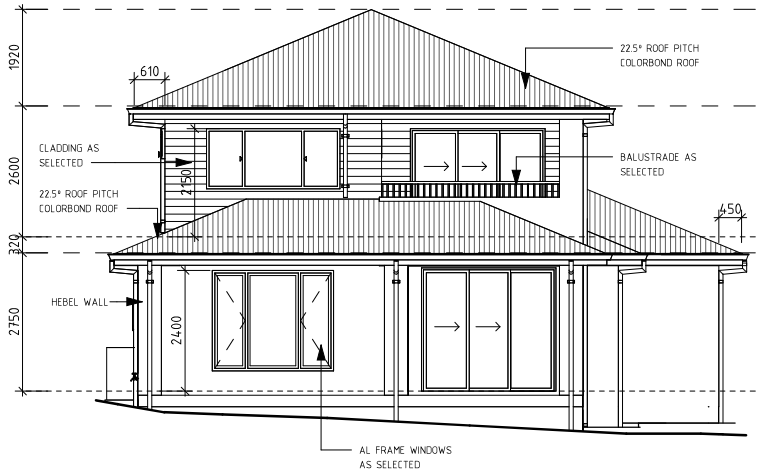

ELEVATION C - WEST

1:100

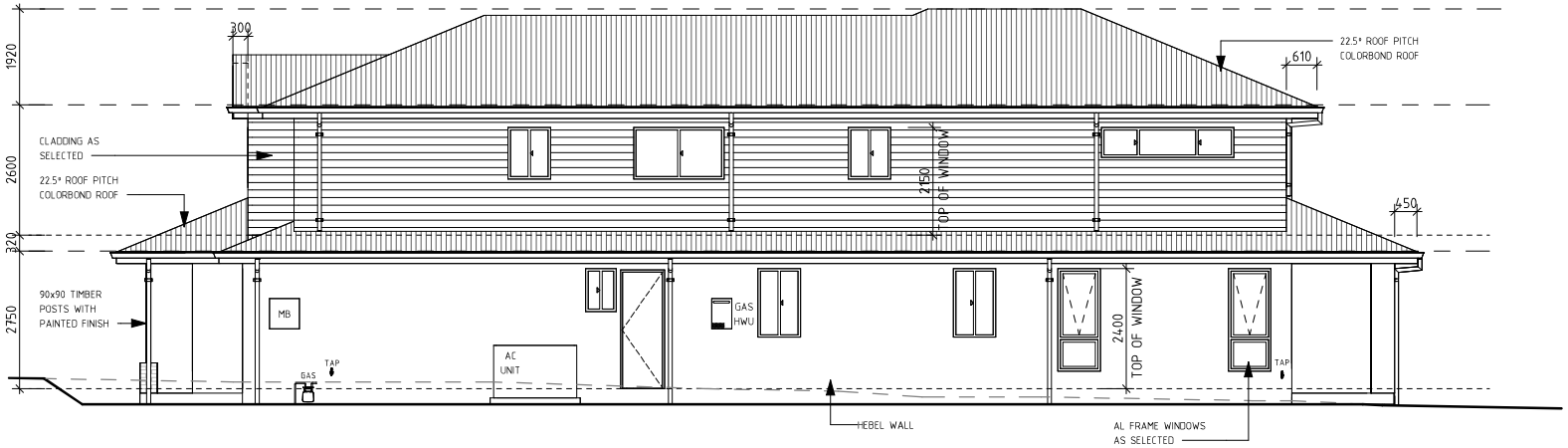

ELEVATION D - NORTH

1:100

ATRIA DESIGNS

PERMIT PLAN

PROJECT

SHEET CONTENT: ELEVATION

HOUSE TYPE: CUSTOM

PROPERTY ADDRESS: LOT 6, N°17 FALCONER STREET, WEST RYDE

CLIENT: MR & MRS NEAL

SIGN OFF

CLIENT

I / WE.....

.....

CONFIRM THESE DRAWINGS ACCORD WITH OUR REQUIREMENTS AND AUTHORISE THEIR USE FOR NEXT STAGE PURPOSES

SIGNED..... DATE.....

SIGNED..... DATE.....

GENERAL NOTES:

* THE CONTRACTOR IS RESPONSIBLE FOR SETTING OUT AND CHECKING ALL LEVELS AND DIMENSIONS ON SITE PRIOR TO COMMENCING ANY SITE WORKS

*FIGURED DIMENSIONS ARE TO TAKE PREFERENCE OVER SCALE

*UNLESS OTHERWISE DIMENSIONED ALL STUD WALLS ARE 90mm THICK AND ALL BRICK VENEER WALLS ARE 250mm THICK

*DIMENSIONS TO STRUCTURAL TIMBERS & FACE OF BRICKS EXCLUDING BATTENS, PLASTERBOARD ETC.

*REFER TO ENGINEERS DETAILS FOR STRUCTURAL MEMBERS

ANSA homes
Just the way YOU like it.
T (02) 4648 2233
M GPO Box 1028, Narellan NSW 2567
E office@ansahomes.com.au
W www.ansahomes.com.au
A 84 152 606 178

COPYRIGHT OF THE DESIGN AND ANY OTHER INFORMATION SHOWN HEREIN OWNED BY ANSA HOMES. REPRODUCTION OR USE OF THE DESIGN BY NOT PARTY FOR ANY PURPOSE IS EXPRESSLY FORBIDDEN WITHOUT THE WRITTEN PERMISSION OF ANSA HOMES.

NORTH

SCALE:	AS SHOWN
DATE:	14-06-22
DRAWN:	JC
PAGE SIZE:	A3
SHEET NUMBER:	8/21
ATRIA JOB NUMBER:	J1770
ANSA JOB NUMBER:	2133

REVISIONS

REV	DATE	REVISION DESCRIPTION	DRAWN BY
D	15-09-22	AMEND PRELIM PERMIT	KC
E	30-09-22	PERMIT PLAN	KC
F	14-11-22	AMEND PERMIT PLAN	KC

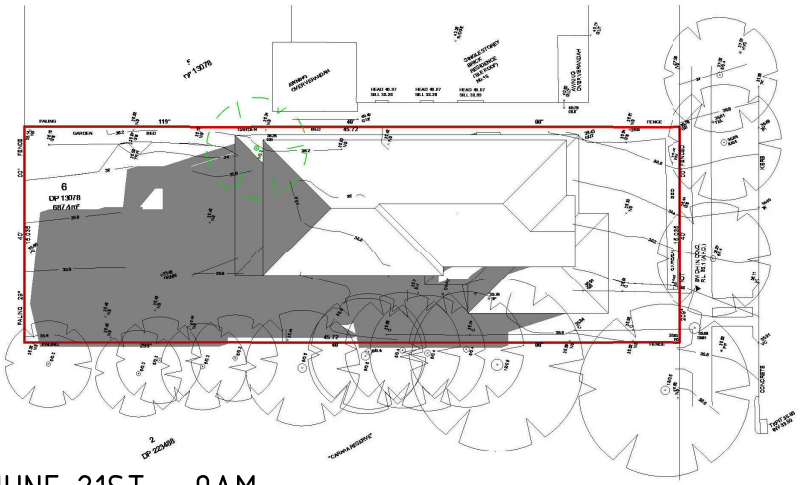

JUNE 21ST - 9AM

1 : 350

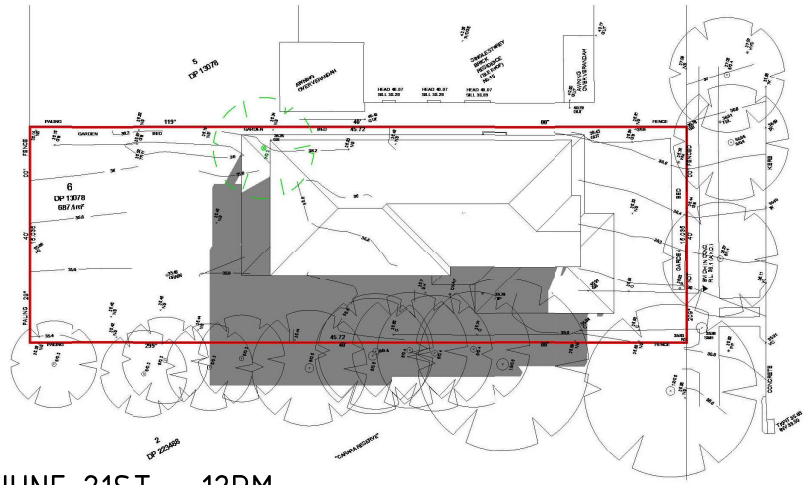

JUNE 21ST - 12PM

1 : 350

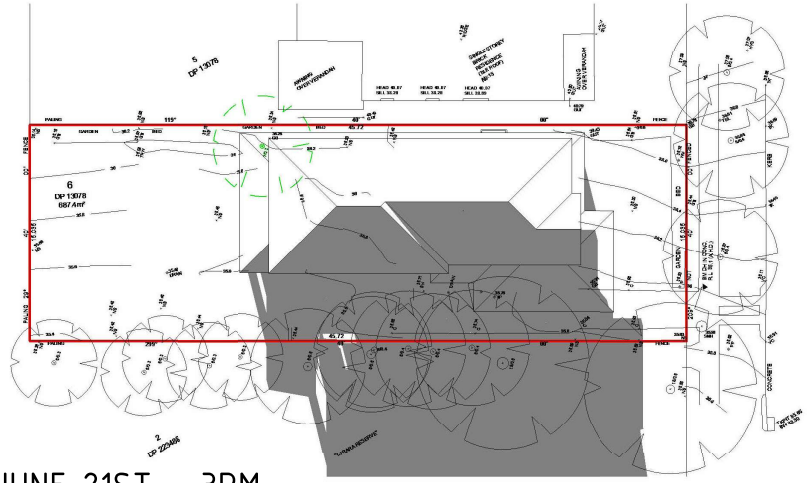

JUNE 21ST - 3PM

1 : 350

ATRIA DESIGNS

PERMIT PLAN

PROJECT

SHEET CONTENT: SHADOWS

HOUSE TYPE: CUSTOM

PROPERTY ADDRESS: LOT 6, N°17 FALCONER STREET, WEST RYDE

CLIENT: MR & MRS NEAL

SIGN OFF

CLIENT

I / WE.....

.....

CONFIRM THESE DRAWINGS ACCORD WITH OUR REQUIREMENTS AND AUTHORISE THEIR USE FOR NEXT STAGE PURPOSES

SIGNED..... DATE.....

SIGNED..... DATE.....

GENERAL NOTES:

* THE CONTRACTOR IS RESPONSIBLE FOR SETTING OUT AND CHECKING ALL LEVELS AND DIMENSIONS ON SITE PRIOR TO COMMENCING ANY SITE WORKS

*FIGURED DIMENSIONS ARE TO TAKE PREFERENCE OVER SCALE

*UNLESS OTHERWISE DIMENSIONED ALL STUD WALLS ARE 90mm THICK AND ALL BRICK VENEER WALLS ARE 250mm THICK

*DIMENSIONS TO STRUCTURAL TIMBERS & FACE OF BRICKS EXCLUDING BATTENS, PLASTERBOARD ETC.

*REFER TO ENGINEERS DETAILS FOR STRUCTURAL MEMBERS

ANSA homes

Just the way YOU like it.

T (02) 4648 2233
M GPO Box 1028, Narellan NSW 2567
E office@ansahomes.com.au
W www.ansahomes.com.au
A 84 152 606 178

COPYRIGHT OF THE DESIGN AND ANY OTHER INFORMATION SHOWN HEREIN IS OWNED BY ANSA HOMES. REPRODUCTION OR USE OF THE DESIGN BY ANY PARTY FOR ANY PURPOSE IS EXPRESSLY FORBIDDEN WITHOUT THE WRITTEN PERMISSION OF ANSA HOMES.

NORTH:

SCALE:	AS SHOWN
DATE:	14-06-22
DRAWN:	JC
PAGE SIZE:	A3

SHEET NUMBER: 20/21

ATRIA JOB NUMBER: J1770

ANSA JOB NUMBER: 2133

REVISIONS

REV	DATE	REVISION DESCRIPTION	DRAWN BY
D	15-09-22	AMEND PRELIM PERMIT	KC
E	30-09-22	PERMIT PLAN	KC
F	14-11-22	AMEND PERMIT PLAN	KC